


NEW MTGNR/L Turning and Facing Toolholders

Features:

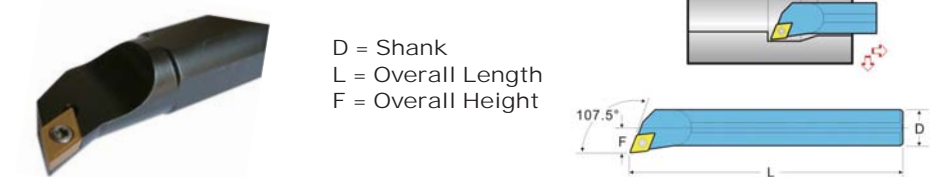
- For facing .
- 0° End cutting edge angle .
- Offset shank .



	Model No.		Dimensions				Insert Size
	Right Hand	Left Hand	A	B	F	C	
Metric (mm)	MTGNR1616H16	MTGNL1616H16	16	16	20	100	TN..1604
	MTGNR2525M16	MTGNL2525M16	25	25	32	150	TN..1604
	MTGNR3232P22	MTGNL3232P22	32	32	40	170	TN..2204
Inch (in)	MTGNR08-2	MTGNL08-2	0.50	0.50	0.625	4.50	TN..22
	MTGNR10-3A	MTGNL10-3A	0.625	0.625	0.875	4.00	TN..33
	MTGNR10-3B	MTGNL10-3B	0.625	0.625	0.875	4.50	TN..33
	MTGNR12-3B	MTGNL12-3B	0.75	0.75	1.00	4.50	TN..33
	MTGNR16-3C	MTGNL16-3C	1.00	1.00	1.25	5.00	TN..33
	MTGNR16-4D	MTGNL16-4D	1.00	1.00	1.25	6.00	TN..43
	MTGNR20-4D	MTGNL20-4D	1.25	1.25	1.25	6.00	TN..43

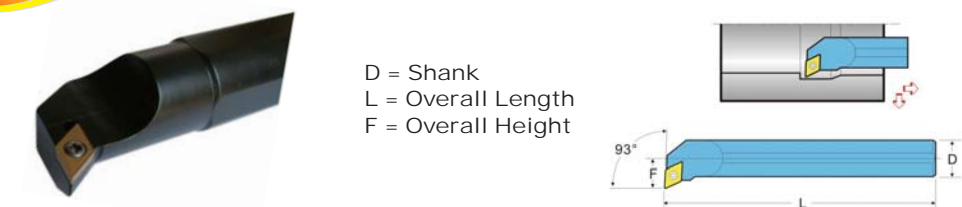
Spare Parts(Shim Seat, Lock Pin,Clamp,Clamp Screw) Can Be Ordered.

NEW S-SDQCR/L Toolholders



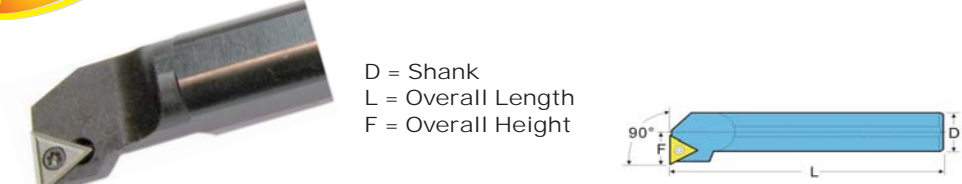
	Model No.		Dimensions				Insert Size	Shim Seat	Screw	Wrench Key
	Right Hand	Left Hand	D	F	L	Min Bore				
Metric (mm)	S08H-SDQCR07	S08H-SDQCL07	8	6	100	11	DCMT0702.	-	M2.5x6	T8
	S10K-SDQCR07	S10K-SDQCL07	10	7	125	13	DCMT0702.	-	M2.5x6	T8
	S12M-SDQCR07	S12M-SDQCL07	12	9	150	16	DCMT0702.	-	M2.5x8	T8
	S16R-SDQCR07	S16R-SDQCL07	16	11	200	20	DCMT0702.	-	M2.5x8	T8
Inch (in)	S05H-SDQCR2	S05H-SDQCL2	.3125	.25	4.0	.4375	DCMT21.51	-	M2.5x6	T8
	S06M-SDQCR2	S06M-SDQCL2	.375	.28	6.0	.50	DCMT21.51	-	M2.5x6	T8
	S08Q-SDQCR2	S08Q-SDQCL2	.50	.375	7.0	.625	DCMT21.51	-	M2.5x8	T15
	S10R-SDQCR3	S10R-SDQCL3	.625	.4375	8.0	.75	DCMT32.52	-	M2.5x8	T15

NEW S-SDUCR/L Toolholders



	Model No.		Dimensions				Insert Size	Shim Seat	Screw	Wrench Key
	Right Hand	Left Hand	D	F	L	Min Bore				
Metric (mm)	S10K-SDUCR07	S10K-SDUCL07	10	7	125	13	DCMT0702.	-	M2.5x6	T8
	S12M-SDUCR07	S12M-SDUCL07	12	9	150	16	DCMT0702.	-	M2.5x8	T8
	S16R-SDUCR07	S16R-SDUCL07	16	11	200	20	DCMT0702.	-	M2.5x8	T8
	S20S-SDUCR11	S20S-SDUCL11	20	13	250	25	DCMT11T3	-	M4x10	T15
Inch (in)	S06M-SDUCR2	S06M-SDUCL2	.375	.250	6.00	.500	DCMT21.51	-	M2.5x6	T8
	S08R-SDUCR2	S08R-SDUCL2	.500	.312	8.00	.625	DCMT21.51	-	M2.5x8	T8
	S10S-SDUCR2	S10S-SDUCL2	.625	.406	10.0	.812	DCMT21.51	-	M2.5x8	T8
	S12S-SDUCR3	S12S-SDUCL3	.750	.500	10.0	1.00	DCMT32.52	-	M4x10	T15

NEW S-STFCR/L Toolholders



	Model No.		Dimensions				Insert Size	Shim Seat	Screw	Wrench Key
	Right Hand	Left Hand	D	F	L	Min Bore				
Metric (mm)	S08H-STFCR09	S08H-STFCL09	8	6	100	11	TCMT0902.	-	M2.2x6	T6
	S10K-STFCR11	S10K-STFCL11	10	7	125	13	TCMT1102.	-	M2.5x6	T8
	S12M-STFCR11	S12M-STFCL11	12	9	150	16	TCMT1102.	-	M2.5x8	T8
	S16R-STFCR11	S16R-STFCL11	16	11	200	20	TCMT1102.	-	M2.5x8	T8
Inch (in)	S06M-STFCR2	S06M-STFCL2	.375	.250	6.00	.500	TCMT21.51	-	M2.5x6	T8
	S08Q-STFCR2	S08Q-STFCL2	.500	.312	7.00	.625	TCMT21.51	-	M2.5x8	T8
	S10R-STFCR2	S10R-STFCL2	.625	.406	8.0	.812	TCMT21.51	-	M2.5x8	T8

NEW MVJNR/L Turning and Facing Toolholders

Features:

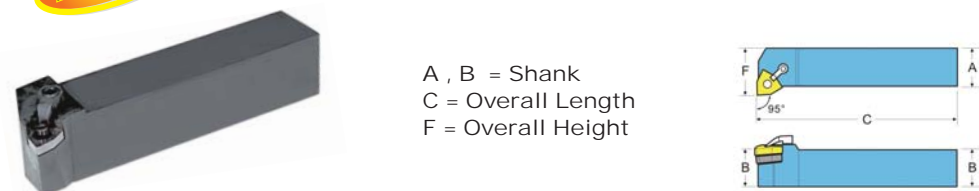
- 35° angle is extremely free cutting.
- Torx screw guarantees good insert stability .



	Model No.		Dimensions				Insert Size
	Right Hand	Left Hand	A	B	F	C	
Metric (mm)	MVJNR2020K16	MVJNL2020K16	20	20	25	125	VN..1604
	MVJNR2525M16	MVJNL2525M16	25	25	32	150	VN..1604
	MVJNR3232P16	MVJNL3232P16	32	32	40	170	VN..1604
Inch (in)	MVJNR12-3B	MVJNL12-3B	0.75	0.75	1.00	4.50	VN..33
	MVJNR16-3D	MVJNL16-3D	1.00	1.00	1.25	6.00	VN..33
	MVJNR16-4D	MVJNL16-4D	1.00	1.00	1.25	6.00	VN..43

Spare Parts(Shim Seat, Lock Pin,Clamp,Clamp Screw) Can Be Ordered.

NEW MWLNR/L Toolholders



	Model No.		Dimensions				Insert Size	Shim Seat	Lock Pin	Clamp	Clamp Screw	Hexkey
	Right Hand	Left Hand	A	B	F	C						
Metric (mm)	MWLNR2020K06	MWLNL2020K06	20	20	25	125	WN..0604	W0603B	NL-0414	CL-6	XNS-0520	S2,S2.5
	MWLNR2020K08	MWLNL2020K08	20	20	25	125	WN..0804	W0803B	NL-0617	CL-12	XNS-0829	S2.5,S4
Inch (in)	MWLNR 12-3B	MWLNL 12-3B	0.75	0.75	1.00	4.5	WN..33	W0603B	NL-0414	CL-6	XNS-0520	S2,S2.5
	MWLNR12-4C	MWLNL 12-4C	0.75	0.75	1.00	5.0	WN..43	W0803B	NL-0617	CL-12	XNS-0829	S2.5,S4