


High-Precision ER Collets

*Guaranteed to 0.0003"/0.008mm.




Inch							Metric						
Size	Model No.						Size	Model No.					
	ER-11	ER-16	ER-20	ER-25	ER-32	ER-40		ER-11	ER-16	ER-20	ER-25	ER-32	ER-40
1/32	ERH11-1/32	ERH16-1/32	ERH20-1/16	ERH25-1/16	ERH32-3/32		1	ERH11-1	ERH16-1	ERH20-2	ERH25-2		
1/16	ERH11-1/16	ERH16-1/16	ERH20-3/32	ERH25-3/32	ERH32-3/32		2	ERH11-2	ERH16-2	ERH20-3	ERH25-3	ERH32-3	ERH40-4
3/32	ERH11-3/32	ERH16-3/32	ERH20-1/8	ERH25-1/8	ERH32-1/8	ERH40-1/8	3	ERH11-3	ERH16-3	ERH20-4	ERH25-4	ERH32-4	ERH40-5
1/8	ERH11-1/8	ERH16-1/8	ERH20-3/16	ERH25-3/16	ERH32-3/16	ERH40-3/16	4	ERH11-4	ERH16-4	ERH20-5	ERH25-5	ERH32-5	ERH40-6
3/16	ERH11-3/16	ERH16-3/16	ERH20-7/32	ERH25-7/32	ERH32-7/32	ERH40-7/32	5	ERH11-5	ERH16-5	ERH20-6	ERH25-6	ERH32-6	ERH40-7
7/32	ERH11-7/32	ERH16-7/32	ERH20-1/4	ERH25-1/4	ERH32-1/4	ERH40-1/4	6	ERH11-6	ERH16-6	ERH20-7	ERH25-7	ERH32-7	ERH40-8
1/4	ERH11-1/4	ERH16-1/4	ERH20-5/16	ERH25-5/16	ERH32-5/16	ERH40-5/16	7	ERH11-7	ERH16-7	ERH20-8	ERH25-8	ERH32-8	ERH40-9
5/16		ERH16-5/16	ERH20-11/32	ERH25-11/32	ERH32-11/32	ERH40-11/32	8		ERH16-8	ERH20-9	ERH25-9	ERH32-9	ERH40-10
11/32		ERH16-11/32	ERH20-3/8	ERH25-3/8	ERH32-3/8	ERH40-3/8	9		ERH16-9	ERH20-10	ERH25-10	ERH32-10	ERH40-11
3/8		ERH16-3/8	ERH20-13/32	ERH25-13/32	ERH32-13/32	ERH40-13/32	10		ERH16-10	ERH20-11	ERH25-11	ERH32-11	ERH40-12
13/32			ERH20-7/16	ERH25-7/16	ERH32-7/16	ERH40-7/16	11			ERH20-12	ERH25-12	ERH32-12	ERH40-13
7/16			ERH20-1/2	ERH25-1/2	ERH32-1/2	ERH40-1/2	12			ERH20-13	ERH25-13	ERH32-13	ERH40-14
1/2							13						ERH40-15
17/32							14						ERH40-16
9/16							15						ERH40-17
5/8							16						ERH40-18
21/32							17						ERH40-19
11/16							18						ERH40-20
23/32							19						ERH40-21
3/4							20						ERH40-22
25/32							21						ERH40-23
13/18							22						ERH40-24
27/32							23						ERH40-25
7/8							24						ERH40-26
15/16							25						ERH40-27
31/32							26						ERH40-28
1"							27						ERH40-29
ER Collet Sets in Fitted Woodcase	7pc set 1/32-1/4 Model No. ERH11S-7	10pc set 1/32-3/8 Model No. ERH16S-10	12pc Set 1/16-1/2 Model No. ERH20S-12	15pc Set 1/16-5/8 Model No. ERH25S-15	18pc Set 3/32-3/4 Model No. ERH32S-18	24pc Set 1/8-1" Model No. ERH40S-24	ER Collet Sets in Fitted Woodcase	7pc set 1-7 Model No. ERH11S-7	10pc set 1-10 Model No. ERH16S-10	12pc Set 2-13 Model No. ERH20S-12	15pc Set 2-16 Model No. ERH25S-15	18pc Set 3-20 Model No. ERH32S-18	24pc Set 4-27 Model No. ERH40S-24

EOC A Collets



Model No.	L(mm)	D(mm)	Hole size (mm)	Model No.	L(mm)	D(mm)	Hole size (mm)
EOC6A-d	21	11.5	1-6	EOC20A-d	45	29.8	2-20
EOC8A-d	26	14.5	1-8	EOC25A-d	52	35.05	2-25
EOC10A-d	30	17.2	1-10	EOC32A-d	60	43.7	4-32
EOC12A-d	34	19.8	1-12	EOC40A-d	68	52.2	6-39
EOC16A-d	40	25.5	2-16	EOC50A-d	80	63.8	8-49

EOC B Collets



Model No.	L(mm)	D(mm)	Hole size (mm)	Model No.	L(mm)	D(mm)	Hole size (mm)
EOC16B-d	40	25.5	2-16	EOC32B-d	60	43.7	4-32
EOC20B-d	45	29.8	2-20	EOC40B-d	68	52.2	6-40
EOC25B-d	52	35.05	2-25	EOC50B-d	80	63.8	8-50

5C Fixture Mounts


- A lathe tool for use in place of face plate fixtures
- Quick mounting and dismounting
- Repeat accuracy
- Soft head for easy machining
- Black oxide finish



Model No.	Diameter	Head Length	Model No.	Diameter	Head Length
5CFM-1	2"	1"	5CFM-5	4"	1"
5CFM-2	2"	3"	5CFM-6	4"	3"
5CFM-3	3"	1"	5CFM-7	5"	1"
5CFM-4	3"	3"	5CFM-8	6"	1"

Milling Collet Chuck Sets Din 6388 -EOC25A

A set includes 1 collet chuck, 1 clamping nut, full sets of collets and 1 spanner.



Model No.	Size (mm)	Shank
J7325R88	8 pcs/set 3 5 8	R8
J7325308	12 15	ISO30
J7325408	18	ISO40
J7325508	22 25	ISO50
J7325R815	15 pcs/set 3 4 5 6	R8
J73253015	8 10 12 14	ISO30
J73254015	15 16 18 20	ISO40
J73255015	22 24 25	ISO50

5C Chuck Stop



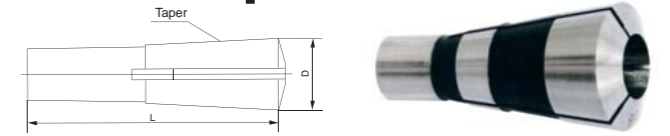
Model No.:5CCS-1

Cutter Grinder Collets



Model No.	Size(in)	Model No.	Size(mm)
CGC-1/8	1/8	CGCM-3	3
CGC-3/16	3/16	CGCM-5	5
CGC-1/4	1/4	CGCM-6	6
CGC-5/16	5/16	CGCM-8	8
CGC-3/8	3/8	CGCM-10	10
CGC-7/16	7/16	CGCM-11	11
CGC-1/2	1/2	CGCM-13	13
CGC-9/16	9/16	CGCM-14	14
CGC-5/8	5/8	CGCM-16	16

Taper Collets



Model No.	JMS1-d	JMS2-d	JMS3-d
Taper	MS1	MS2	MS3
Hole size	1/16-5/16	1/8-1/2	1/8-3/4
	2 3 4	2 3 5 6 10	3 5 6 8 10 11 13
	6 8	11 12	14 16 17 18
D(mm)	12.2	18	24.1
L(mm)	57	68	86

Model No.	JMS4-d	J7BS-d	J9BS-d
Taper	MS4	B&S7#	B&S9#
Hole size	1/8-1	1/8-1/2	1/8-3/4
	3 4 7 9 12 15	2 3 5 6 8 10	3 5 6 8 10 11 12
	19 21 23 25	11 12	13 14 15 16 17
D(mm)	31.5	18.4	27.08
L(mm)	108	79.4	105

NEW ER Collet Chucks

*Made of high grade tool steel.
*Hardened and precision ground.



Model No.	Shank	Type	Drawbar End
EC20MT2	MT2	ER-20	7/16"-20
EC25MT2	MT2	ER-25	3/8"-16
EC32MT3	MT3	ER-32	1/2"-13
EC40MT3	MT3	ER-40	1/2"-13
EC40MT4	MT4	ER-40	5/8"-11
EC3230	#30	ER-32	1/2"-13
EC4030	#30	ER-40	1/2"-13
EC1640	#40	ER-16	5/8"-11
EC3240	#40	ER-32	5/8"-11
EC4040	#40	ER-40	5/8"-11
EC16R8	R8	ER-16	7/16"-20
EC32R8	R8	ER-32	7/16"-20
EC40R8	R8	ER-40	7/16"-20

NEW Chuck Wrenches



Model No.	For
CW16	ER-16
CW25	ER-25
CW32	ER-32
CW40	ER-40

NEW ER Chuck Nut

ER Chuck Nut



Model No.	For
CW16	ER-16
CW25	ER-25
CW32	ER-32
CW40	ER-40

ER Collet Chuck Holders & Sets

Model No.	Pieces	Size (in)	Shank
ERHS16-CAT40-10	ER16-10pc	1/32, 1/16, 3/32, 1/8, 3/16, 7/32, 1/4, 5/16, 11/32, 3/8 (in)	CAT40 3/4"
ERHS25-MT2-15	ER25-15pc	1/16, 3/32, 1/8, 3/16, 7/32, 1/4, 5/16, 11/32, 3/8, 13/32, 7/16, 1/2, 17/32, 9/16, 5/8 (in)	MS2 3/4"
ERHS32-CAT40-11	ER32-11pc	1/8, 3/16, 1/4, 5/16, 3/8, 7/16, 1/2, 9/16, 5/8, 11/16, 3/4 (in)	CAT40 R8 MS3 3/4"
ERHS40-ISO40-15	ER40-15pc	1/8, 3/16, 1/4, 5/16, 3/8, 7/16, 1/2, 9/16, 5/8, 11/16, 3/4, 13/16, 7/8, 15/16, 1 (in)	ISO40 CAT40 R8 MS3 MS4



*When order, please tell us the shank style
*We can also supply high-precision ER collets, Guaranteed to 0.0003"/0.008mm

Key-type Drill Chuck

Taper Mounted

Model No.	Capacity mm	Taper mounted	Model No.	Capacity	Taper mounted
KDCTA-4	0.3-4	JT0	KDCTA-3/8	0-3/8"	JT2
KDCTA-10	1-10	B12	KDCTA-1/2	0-1/2"	JT33
KDCTA-13	1-13	JT33	KDCTA-1/2B	0-1/2"	JT6
KDCTA-13A	1.5-13	B12	KDCTA-5/8	1/32-5/8"	JT3
KDCTA-13B	1.5-13	B16	KDCTA-5/8B	1/32-5/8"	JT6
KDCTA-16	3-16	B16	KDCTA-3/4	3/16-3/4"	JT3
			KDCTA-3/4B	3/16-3/4"	JT4
			KDCTA-1/32	3/16-1/32"	JT4



Thread Mounted

Model No.	Capacity mm	Taper mounted	Model No.	Capacity	Taper mounted
DCTA-10	1-10	B12	DCTA-3/8	1/32"-3/8"	JT2
DCTA-13	1-13	B16	DCTA-1/2	1/32"-1/2"	JT6
DCTA-16	3-16	B16	DCTA-1/2B	1/32"-1/2"	JT33
DCTA-16B	3-16	B18	DCTA-5/8	1/8"-5/8"	JT6
DCTA-20	3-20	B22	DCTA-5/8B	1/8"-5/8"	JT3

